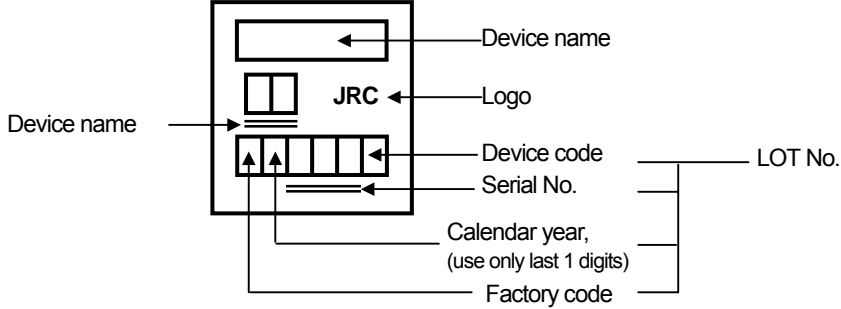
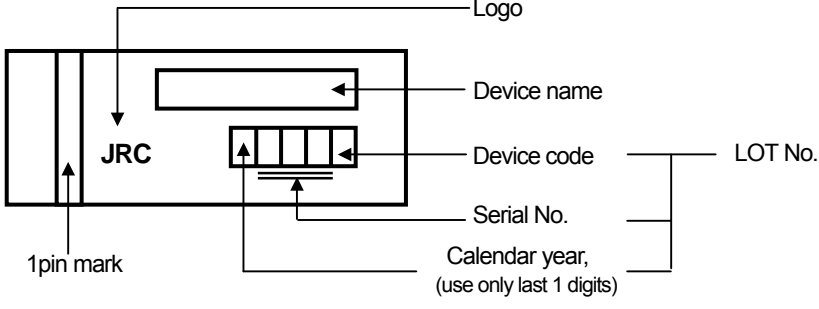


## STANDARD MARK LAYOUT

The standard mark layout of our packages are as follows.

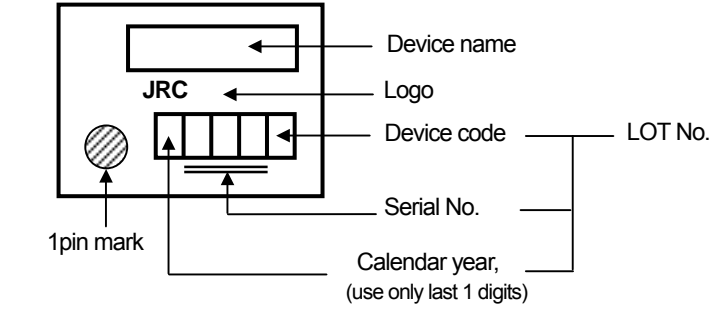
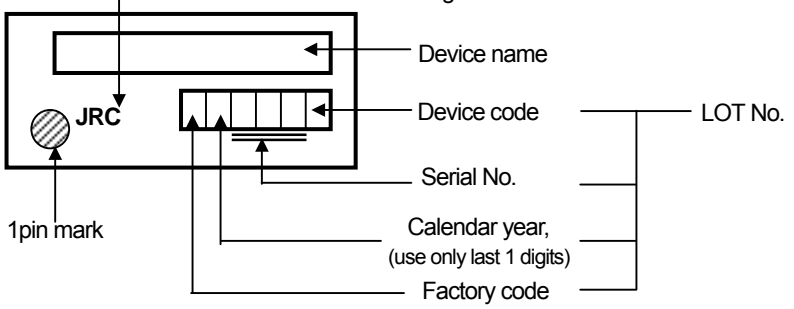
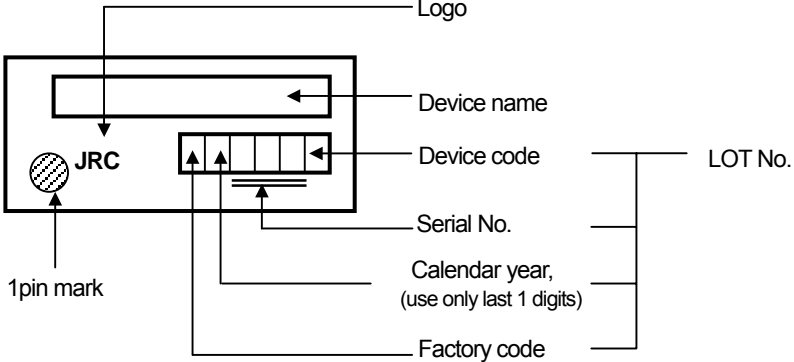
For further information, please contact to our sales offices.

<Lead Insertion Type>

Name	Number of pins	Mark Layout
TO-220	3 4 5	 <p>The diagram for TO-220 shows a rectangular package with a device name box at the top, the JRC logo in the middle, and a bottom section containing a device code, serial number, and factory code. A 'Device name' label points to the top box. The JRC logo is labeled 'Logo'. The bottom section is divided into three parts: 'Device code', 'Serial No.', and 'Calendar year, (use only last 1 digits)'. A 'Factory code' label points to the bottom-most part. A bracket on the right groups 'Device code', 'Serial No.', and 'Calendar year' as 'LOT No.'.</p>
SIP	8	 <p>The diagram for SIP shows a rectangular package with a '1pin mark' on the left side, the JRC logo in the middle, a device name box at the top, and a bottom section containing a device code, serial number, and calendar year. A '1pin mark' label points to the left edge. The JRC logo is labeled 'Logo'. The top box is labeled 'Device name'. The bottom section is divided into three parts: 'Device code', 'Serial No.', and 'Calendar year, (use only last 1 digits)'. A bracket on the right groups 'Device code', 'Serial No.', and 'Calendar year' as 'LOT No.'.</p>

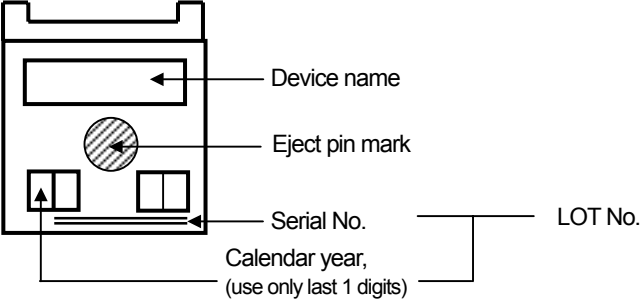
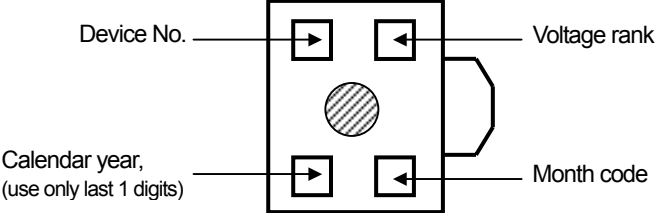
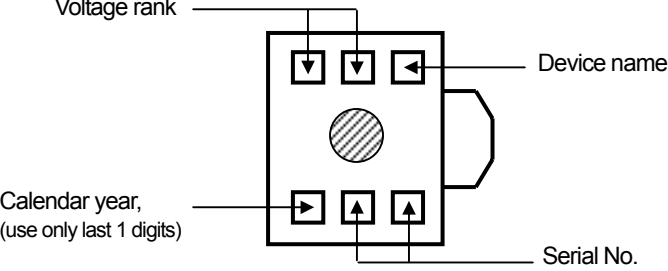
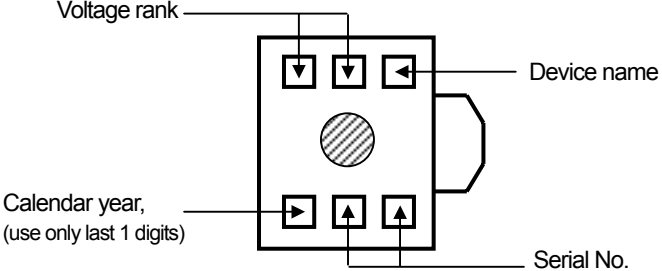
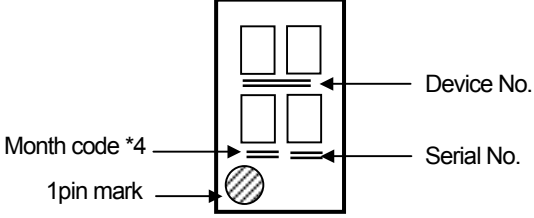
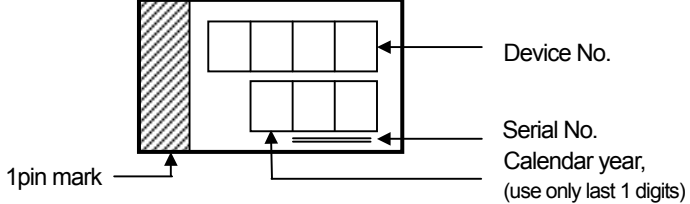
# STANDARD MARK LAYOUT

<Lead Insertion Type>

Name	Number of pins	Mark Layout
DIP	8	 <p>Diagram showing the mark layout for an 8-pin DIP package. The package is represented as a rectangle with a shaded circle on the left side labeled '1pin mark'. Inside the package, there is a 'JRC' logo. Above the logo is a box for 'Device name'. Below the logo is a box for 'Device code'. To the right of the device code is a bracket labeled 'LOT No.'. Below the device code is a box for 'Serial No.'. Below the serial number is a box for 'Calendar year, (use only last 1 digits)'.</p>
	14 16 22 22(D2) 24 32 40	 <p>Diagram showing the mark layout for DIP packages with 14, 16, 22, 22(D2), 24, 32, and 40 pins. The package is represented as a rectangle with a shaded circle on the left side labeled '1pin mark'. Inside the package, there is a 'JRC' logo. Above the logo is a box for 'Device name'. Below the logo is a box for 'Device code'. To the right of the device code is a bracket labeled 'LOT No.'. Below the device code is a box for 'Serial No.'. Below the serial number is a box for 'Calendar year, (use only last 1 digits)'. Below the calendar year is a box for 'Factory code'.</p>
SDIP	22 24 56	 <p>Diagram showing the mark layout for SDIP packages with 22, 24, and 56 pins. The package is represented as a rectangle with a shaded circle on the left side labeled '1pin mark'. Inside the package, there is a 'JRC' logo. Above the logo is a box for 'Device name'. Below the logo is a box for 'Device code'. To the right of the device code is a bracket labeled 'LOT No.'. Below the device code is a box for 'Serial No.'. Below the serial number is a box for 'Calendar year, (use only last 1 digits)'. Below the calendar year is a box for 'Factory code'.</p>

# STANDARD MARK LAYOUT

<Surface Mount Type>

Name	Number of pins	Mark Layout
TO-252	3 5	 <p>Diagram showing the mark layout for a TO-252 package. It features a rectangular body with a notch at the top. A shaded circle in the center is labeled 'Eject pin mark'. At the bottom, there are two pairs of rectangular marks. The left pair is labeled 'Serial No.' and the right pair is labeled 'Calendar year, (use only last 1 digits)'. A bracket on the right side of the bottom marks is labeled 'LOT No.'. A horizontal line at the top is labeled 'Device name'.</p>
SOT-89	3	<p>&lt;BIP&gt;</p>  <p>Diagram showing the mark layout for a BIP (Bipolar) SOT-89 package. It has a square body with a notch on the right side and a shaded circle in the center. Four rectangular marks are arranged in a 2x2 grid. The top-left mark is labeled 'Device No.', the top-right is 'Voltage rank', the bottom-left is 'Calendar year, (use only last 1 digits)', and the bottom-right is 'Month code'.</p> <p>&lt;MOS&gt;</p>  <p>Diagram showing the mark layout for a MOS (Metal-Oxide-Semiconductor) SOT-89 package. It has a square body with a notch on the right side and a shaded circle in the center. Six rectangular marks are arranged in two rows of three. The top row marks are labeled 'Voltage rank' (left), 'Device name' (middle), and 'Serial No.' (right). The bottom row marks are labeled 'Calendar year, (use only last 1 digits)' (left), 'Serial No.' (middle), and 'Serial No.' (right).</p>
	5	 <p>Diagram showing the mark layout for a 5-pin SOT-89 package. It has a square body with a notch on the right side and a shaded circle in the center. Six rectangular marks are arranged in two rows of three. The top row marks are labeled 'Voltage rank' (left), 'Device name' (middle), and 'Serial No.' (right). The bottom row marks are labeled 'Calendar year, (use only last 1 digits)' (left), 'Serial No.' (middle), and 'Serial No.' (right).</p>
DFN (SON)	6	 <p>Diagram showing the mark layout for a 6-pin DFN (SON) package. It has a rectangular body with a shaded circle at the bottom left. Four rectangular marks are arranged in two rows of two. The top row marks are labeled 'Device No.' (left) and 'Serial No.' (right). The bottom row marks are labeled 'Month code *4' (left) and 'Serial No.' (right). A shaded circle at the bottom left is labeled '1pin mark'.</p>
	10	 <p>Diagram showing the mark layout for a 10-pin DFN (SON) package. It has a rectangular body with a shaded circle at the bottom left. Two rows of four rectangular marks are shown. The top row marks are labeled 'Device No.' (left) and 'Serial No.' (right). The bottom row marks are labeled 'Serial No.' (left), 'Calendar year, (use only last 1 digits)' (middle), and 'Serial No.' (right). A shaded circle at the bottom left is labeled '1pin mark'.</p>

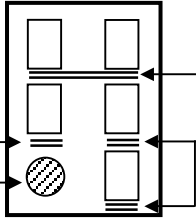
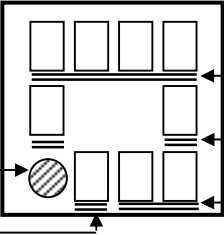
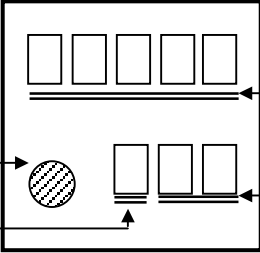
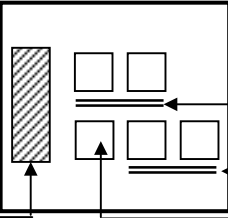
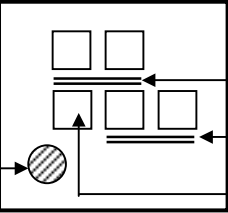
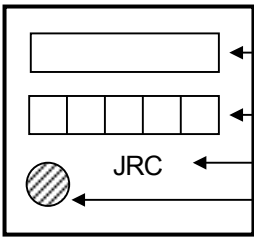
# STANDARD MARK LAYOUT

<Surface Mount Type>

Name	Number of pins	Mark Layout	Year and month code																																																																
FLP	6(B2)		<p>*1</p> <table border="1"> <thead> <tr> <th>Year</th> <th>a</th> <th>b</th> <th>c</th> <th>d</th> </tr> </thead> <tbody> <tr> <td>2011</td> <td><input type="checkbox"/></td> <td><input checked="" type="checkbox"/></td> <td><input type="checkbox"/></td> <td><input type="checkbox"/></td> </tr> <tr> <td>2012</td> <td><input type="checkbox"/></td> <td><input type="checkbox"/></td> <td><input checked="" type="checkbox"/></td> <td><input type="checkbox"/></td> </tr> <tr> <td>2013</td> <td><input type="checkbox"/></td> <td><input type="checkbox"/></td> <td><input type="checkbox"/></td> <td><input checked="" type="checkbox"/></td> </tr> <tr> <td>2014</td> <td><input checked="" type="checkbox"/></td> <td><input type="checkbox"/></td> <td><input type="checkbox"/></td> <td><input type="checkbox"/></td> </tr> </tbody> </table> <p>"Year code" be reset with 4 year starting</p>	Year	a	b	c	d	2011	<input type="checkbox"/>	<input checked="" type="checkbox"/>	<input type="checkbox"/>	<input type="checkbox"/>	2012	<input type="checkbox"/>	<input type="checkbox"/>	<input checked="" type="checkbox"/>	<input type="checkbox"/>	2013	<input type="checkbox"/>	<input type="checkbox"/>	<input type="checkbox"/>	<input checked="" type="checkbox"/>	2014	<input checked="" type="checkbox"/>	<input type="checkbox"/>	<input type="checkbox"/>	<input type="checkbox"/>																																							
	Year	a	b	c	d																																																														
2011	<input type="checkbox"/>	<input checked="" type="checkbox"/>	<input type="checkbox"/>	<input type="checkbox"/>																																																															
2012	<input type="checkbox"/>	<input type="checkbox"/>	<input checked="" type="checkbox"/>	<input type="checkbox"/>																																																															
2013	<input type="checkbox"/>	<input type="checkbox"/>	<input type="checkbox"/>	<input checked="" type="checkbox"/>																																																															
2014	<input checked="" type="checkbox"/>	<input type="checkbox"/>	<input type="checkbox"/>	<input type="checkbox"/>																																																															
6(A1) 10(C1)		<p>*2</p> <table border="1"> <thead> <tr> <th>Month</th> <th>e</th> <th>f</th> <th>g</th> <th>h</th> </tr> </thead> <tbody> <tr> <td>1</td> <td><input checked="" type="checkbox"/></td> <td><input type="checkbox"/></td> <td><input type="checkbox"/></td> <td><input type="checkbox"/></td> </tr> <tr> <td>2</td> <td><input type="checkbox"/></td> <td><input checked="" type="checkbox"/></td> <td><input type="checkbox"/></td> <td><input type="checkbox"/></td> </tr> <tr> <td>3</td> <td><input checked="" type="checkbox"/></td> <td><input checked="" type="checkbox"/></td> <td><input type="checkbox"/></td> <td><input type="checkbox"/></td> </tr> <tr> <td>4</td> <td><input type="checkbox"/></td> <td><input type="checkbox"/></td> <td><input checked="" type="checkbox"/></td> <td><input type="checkbox"/></td> </tr> <tr> <td>5</td> <td><input checked="" type="checkbox"/></td> <td><input checked="" type="checkbox"/></td> <td><input checked="" type="checkbox"/></td> <td><input type="checkbox"/></td> </tr> <tr> <td>6</td> <td><input type="checkbox"/></td> <td><input type="checkbox"/></td> <td><input type="checkbox"/></td> <td><input type="checkbox"/></td> </tr> <tr> <td>7</td> <td><input checked="" type="checkbox"/></td> <td><input checked="" type="checkbox"/></td> <td><input checked="" type="checkbox"/></td> <td><input type="checkbox"/></td> </tr> <tr> <td>8</td> <td><input type="checkbox"/></td> <td><input type="checkbox"/></td> <td><input type="checkbox"/></td> <td><input checked="" type="checkbox"/></td> </tr> <tr> <td>9</td> <td><input checked="" type="checkbox"/></td> <td><input type="checkbox"/></td> <td><input type="checkbox"/></td> <td><input checked="" type="checkbox"/></td> </tr> <tr> <td>10</td> <td><input type="checkbox"/></td> <td><input checked="" type="checkbox"/></td> <td><input type="checkbox"/></td> <td><input checked="" type="checkbox"/></td> </tr> <tr> <td>11</td> <td><input checked="" type="checkbox"/></td> <td><input checked="" type="checkbox"/></td> <td><input type="checkbox"/></td> <td><input checked="" type="checkbox"/></td> </tr> <tr> <td>12</td> <td><input type="checkbox"/></td> <td><input type="checkbox"/></td> <td><input checked="" type="checkbox"/></td> <td><input checked="" type="checkbox"/></td> </tr> </tbody> </table>	Month	e	f	g	h	1	<input checked="" type="checkbox"/>	<input type="checkbox"/>	<input type="checkbox"/>	<input type="checkbox"/>	2	<input type="checkbox"/>	<input checked="" type="checkbox"/>	<input type="checkbox"/>	<input type="checkbox"/>	3	<input checked="" type="checkbox"/>	<input checked="" type="checkbox"/>	<input type="checkbox"/>	<input type="checkbox"/>	4	<input type="checkbox"/>	<input type="checkbox"/>	<input checked="" type="checkbox"/>	<input type="checkbox"/>	5	<input checked="" type="checkbox"/>	<input checked="" type="checkbox"/>	<input checked="" type="checkbox"/>	<input type="checkbox"/>	6	<input type="checkbox"/>	<input type="checkbox"/>	<input type="checkbox"/>	<input type="checkbox"/>	7	<input checked="" type="checkbox"/>	<input checked="" type="checkbox"/>	<input checked="" type="checkbox"/>	<input type="checkbox"/>	8	<input type="checkbox"/>	<input type="checkbox"/>	<input type="checkbox"/>	<input checked="" type="checkbox"/>	9	<input checked="" type="checkbox"/>	<input type="checkbox"/>	<input type="checkbox"/>	<input checked="" type="checkbox"/>	10	<input type="checkbox"/>	<input checked="" type="checkbox"/>	<input type="checkbox"/>	<input checked="" type="checkbox"/>	11	<input checked="" type="checkbox"/>	<input checked="" type="checkbox"/>	<input type="checkbox"/>	<input checked="" type="checkbox"/>	12	<input type="checkbox"/>	<input type="checkbox"/>	<input checked="" type="checkbox"/>	<input checked="" type="checkbox"/>
Month	e	f	g	h																																																															
1	<input checked="" type="checkbox"/>	<input type="checkbox"/>	<input type="checkbox"/>	<input type="checkbox"/>																																																															
2	<input type="checkbox"/>	<input checked="" type="checkbox"/>	<input type="checkbox"/>	<input type="checkbox"/>																																																															
3	<input checked="" type="checkbox"/>	<input checked="" type="checkbox"/>	<input type="checkbox"/>	<input type="checkbox"/>																																																															
4	<input type="checkbox"/>	<input type="checkbox"/>	<input checked="" type="checkbox"/>	<input type="checkbox"/>																																																															
5	<input checked="" type="checkbox"/>	<input checked="" type="checkbox"/>	<input checked="" type="checkbox"/>	<input type="checkbox"/>																																																															
6	<input type="checkbox"/>	<input type="checkbox"/>	<input type="checkbox"/>	<input type="checkbox"/>																																																															
7	<input checked="" type="checkbox"/>	<input checked="" type="checkbox"/>	<input checked="" type="checkbox"/>	<input type="checkbox"/>																																																															
8	<input type="checkbox"/>	<input type="checkbox"/>	<input type="checkbox"/>	<input checked="" type="checkbox"/>																																																															
9	<input checked="" type="checkbox"/>	<input type="checkbox"/>	<input type="checkbox"/>	<input checked="" type="checkbox"/>																																																															
10	<input type="checkbox"/>	<input checked="" type="checkbox"/>	<input type="checkbox"/>	<input checked="" type="checkbox"/>																																																															
11	<input checked="" type="checkbox"/>	<input checked="" type="checkbox"/>	<input type="checkbox"/>	<input checked="" type="checkbox"/>																																																															
12	<input type="checkbox"/>	<input type="checkbox"/>	<input checked="" type="checkbox"/>	<input checked="" type="checkbox"/>																																																															
SOT-23 (MTP)	5		<p>*3</p> <table border="1"> <thead> <tr> <th>Year</th> <th>A</th> <th>B</th> </tr> </thead> <tbody> <tr> <td>2011</td> <td><input checked="" type="checkbox"/></td> <td><input type="checkbox"/></td> </tr> <tr> <td>2012</td> <td><input type="checkbox"/></td> <td><input checked="" type="checkbox"/></td> </tr> <tr> <td>2013</td> <td><input checked="" type="checkbox"/></td> <td><input checked="" type="checkbox"/></td> </tr> <tr> <td>2014</td> <td><input type="checkbox"/></td> <td><input type="checkbox"/></td> </tr> </tbody> </table> <p>"Year code" be reset with 4 year starting</p>	Year	A	B	2011	<input checked="" type="checkbox"/>	<input type="checkbox"/>	2012	<input type="checkbox"/>	<input checked="" type="checkbox"/>	2013	<input checked="" type="checkbox"/>	<input checked="" type="checkbox"/>	2014	<input type="checkbox"/>	<input type="checkbox"/>																																																	
	Year	A	B																																																																
	2011	<input checked="" type="checkbox"/>	<input type="checkbox"/>																																																																
2012	<input type="checkbox"/>	<input checked="" type="checkbox"/>																																																																	
2013	<input checked="" type="checkbox"/>	<input checked="" type="checkbox"/>																																																																	
2014	<input type="checkbox"/>	<input type="checkbox"/>																																																																	
6		<p>*4</p> <table border="1"> <thead> <tr> <th>Environmental code</th> <th>C</th> </tr> </thead> <tbody> <tr> <td>Halogen free</td> <td><input checked="" type="checkbox"/></td> </tr> <tr> <td>Standard</td> <td><input type="checkbox"/></td> </tr> </tbody> </table>	Environmental code	C	Halogen free	<input checked="" type="checkbox"/>	Standard	<input type="checkbox"/>																																																											
Environmental code	C																																																																		
Halogen free	<input checked="" type="checkbox"/>																																																																		
Standard	<input type="checkbox"/>																																																																		
6		<p>*5</p> <table border="1"> <thead> <tr> <th>Year</th> <th>Code</th> </tr> </thead> <tbody> <tr> <td>2011</td> <td>-</td> </tr> <tr> <td>2012</td> <td>1</td> </tr> <tr> <td>2013</td> <td>2</td> </tr> <tr> <td>2014</td> <td>3</td> </tr> <tr> <td>2015</td> <td>4</td> </tr> </tbody> </table> <p>"Year code" be reset with 5 year starting</p>	Year	Code	2011	-	2012	1	2013	2	2014	3	2015	4																																																					
Year	Code																																																																		
2011	-																																																																		
2012	1																																																																		
2013	2																																																																		
2014	3																																																																		
2015	4																																																																		
MSOP (TVSP) (VSP)	8 10		<p>*6</p> <table border="1"> <thead> <tr> <th>Month</th> <th>Code</th> </tr> </thead> <tbody> <tr> <td>1</td> <td>1</td> </tr> <tr> <td>2</td> <td>2</td> </tr> <tr> <td>3</td> <td>3</td> </tr> <tr> <td>4</td> <td>4</td> </tr> <tr> <td>5</td> <td>5</td> </tr> <tr> <td>6</td> <td>6</td> </tr> <tr> <td>7</td> <td>7</td> </tr> <tr> <td>8</td> <td>8</td> </tr> <tr> <td>9</td> <td>9</td> </tr> <tr> <td>10</td> <td>X</td> </tr> <tr> <td>11</td> <td>Y</td> </tr> <tr> <td>12</td> <td>Z</td> </tr> </tbody> </table>	Month	Code	1	1	2	2	3	3	4	4	5	5	6	6	7	7	8	8	9	9	10	X	11	Y	12	Z																																						
Month	Code																																																																		
1	1																																																																		
2	2																																																																		
3	3																																																																		
4	4																																																																		
5	5																																																																		
6	6																																																																		
7	7																																																																		
8	8																																																																		
9	9																																																																		
10	X																																																																		
11	Y																																																																		
12	Z																																																																		

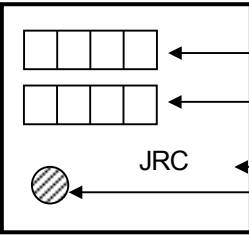
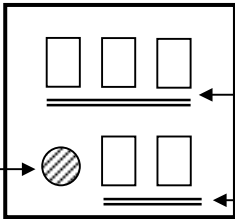
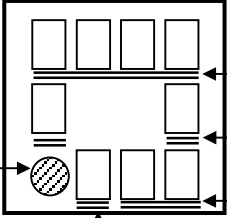
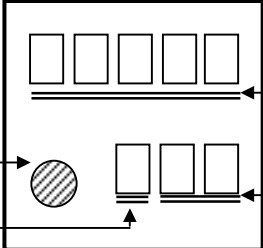
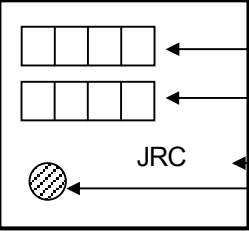
# STANDARD MARK LAYOUT

<Surface Mount Type>

Name	Number of pins	Mark Layout
DFN (ESON)	4(F1)	 <p>Calendar year, (use only last 1 digits) →</p> <p>1pin mark →</p> <p>Device No. ←</p> <p>Serial No. ←</p>
	6(G1) 6(H1) 8(U1) 8(V1)	 <p>1pin mark →</p> <p>Calendar year, (use only last 1 digits) →</p> <p>Device No. ←</p> <p>Serial No. ←</p>
	8(W2)	 <p>1pin mark →</p> <p>Calendar year, (use only last 1 digits) →</p> <p>Device No. ←</p> <p>Serial No. ←</p>
QFN	12(11) 16(21)	 <p>1pin mark →</p> <p>Device No. ←</p> <p>Serial No. ←</p> <p>Calendar year, (use only last 1 digits) →</p>
	16(44) 24(34)	 <p>1pin mark →</p> <p>Device No. ←</p> <p>Serial No. ←</p> <p>Calendar year, (use only last 1 digits) →</p>
	20(M1) 28(N1) 48(Q1) 64(S4)	 <p>Device name ←</p> <p>Calendar year, + Serial No. + Device code (use only last 1 digits) ←</p> <p>JRC ←</p> <p>1pin mark ←</p>

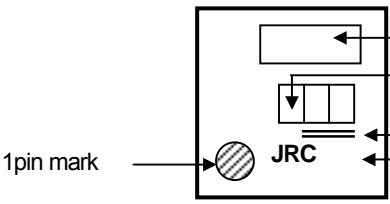
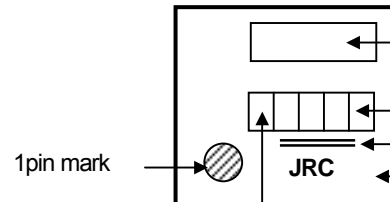
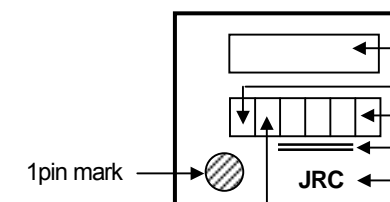
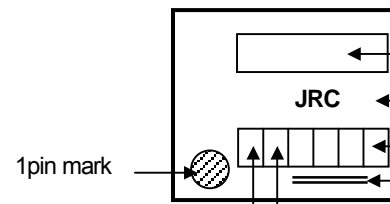
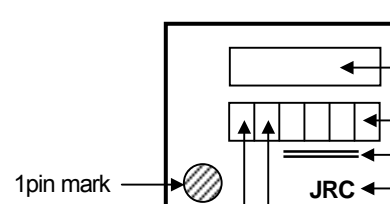
# STANDARD MARK LAYOUT

<Surface Mount Type>

Name	Number of pins	Mark Layout
QFN	24(T2)	 <p>Device No.</p> <p>Calendar year, + Serial No. + Factory code (use only last 1 digits)</p> <p>JRC Logo</p> <p>1pin mark</p>
EQFN	14(D7)	 <p>Device No.</p> <p>Serial No.</p> <p>1pin mark</p>
	12(E2) 16(G2) 18 (E7)	 <p>Device No.</p> <p>Serial No.</p> <p>1pin mark</p> <p>Calendar year, (use only last 1 digits)</p>
	12(JE) 16(JE) 26(HH)	 <p>Device No.</p> <p>Serial No.</p> <p>1pin mark</p> <p>Calendar year, (use only last 1 digits)</p>
	24(LK)	 <p>Device No.</p> <p>Calendar year, + Serial No. + Factory code (use only last 1 digits)</p> <p>JRC Logo</p> <p>1pin mark</p>

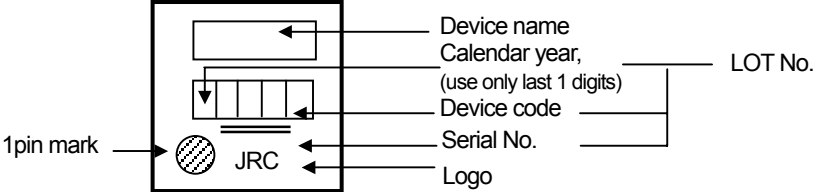
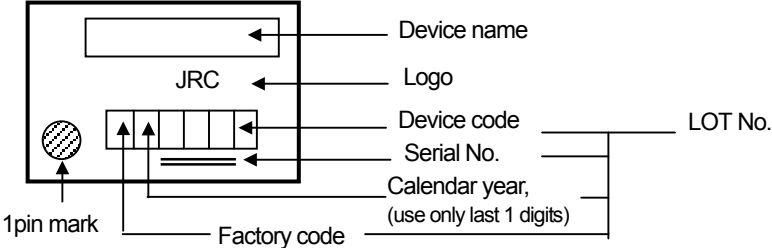
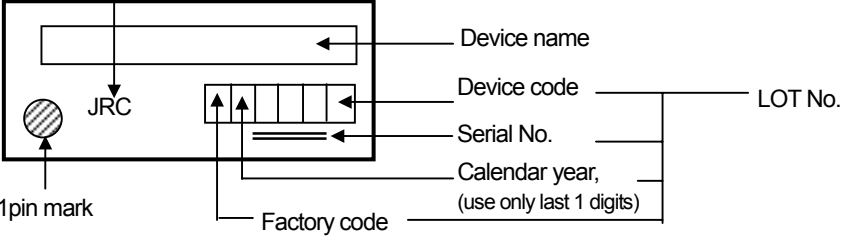
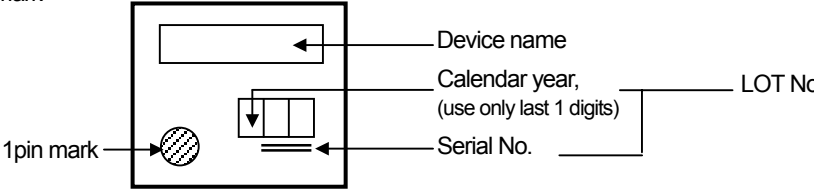
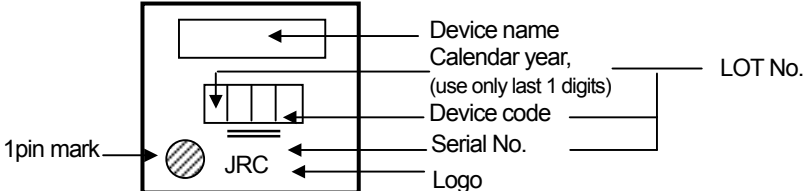
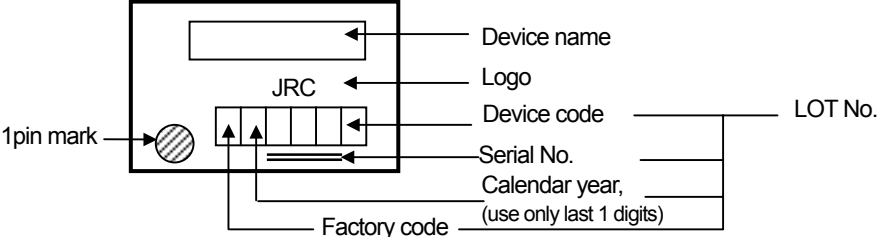
# STANDARD MARK LAYOUT

<Surface Mount Type>

Name	Number of pins	Mark Layout
SSOP	8 8(A3) 10	 <p>1pin mark →</p> <p>Device name</p> <p>Calendar year, (use only last 1 digits) — LOT No.</p> <p>Serial No. —</p> <p>Logo</p> <p>JRC</p>
	14 16 20(B2)	 <p>1pin mark →</p> <p>Device name</p> <p>Device code — LOT No.</p> <p>Serial No. —</p> <p>Logo</p> <p>Calendar year, (use only last 1 digits) —</p> <p>JRC</p>
	20 20(C3) 20(M1) 24(C2)	 <p>1pin mark →</p> <p>Device name</p> <p>Factory code — LOT No.</p> <p>Device code —</p> <p>Serial No. —</p> <p>Logo</p> <p>Calendar year, (use only last 1 digits) —</p> <p>JRC</p>
	20(F1) 24 24(E1) 28 32 44	 <p>1pin mark →</p> <p>Device name</p> <p>Logo</p> <p>Device code — LOT No.</p> <p>Serial No. —</p> <p>Calendar year, (use only last 1 digits) —</p> <p>Factory code —</p> <p>JRC</p>
HTSSOP	24	 <p>1pin mark →</p> <p>Device name</p> <p>Device code — LOT No.</p> <p>Serial No. —</p> <p>Logo</p> <p>Calendar year, (use only last 1 digits) —</p> <p>Factory code —</p> <p>JRC</p>

# STANDARD MARK LAYOUT

<Surface Mount Type>

Name	Number of pins	Mark Layout
DMP	8	 <p>1pin mark →</p> <p>Device name Calendar year, (use only last 1 digits) Device code Serial No. Logo</p> <p>LOT No.</p>
	14 16 20	 <p>1pin mark →</p> <p>Device name JRC Logo Device code Serial No. Calendar year, (use only last 1 digits) Factory code</p> <p>LOT No.</p>
	42	 <p>1pin mark →</p> <p>Logo Device name JRC Device code Serial No. Calendar year, (use only last 1 digits) Factory code</p> <p>LOT No.</p>
SOP JEDEC 150 mil /JEDEC 300 mil	8	<p>&lt;Ink mark&gt;</p>  <p>1pin mark →</p> <p>Device name Calendar year, (use only last 1 digits) Serial No.</p> <p>LOT No.</p> <p>&lt;Laser mark&gt;</p>  <p>1pin mark →</p> <p>Device name Calendar year, (use only last 1 digits) Device code Serial No. Logo</p> <p>LOT No.</p>
	16 20 24	 <p>1pin mark →</p> <p>Device name JRC Logo Device code Serial No. Calendar year, (use only last 1 digits) Factory code</p> <p>LOT No.</p>

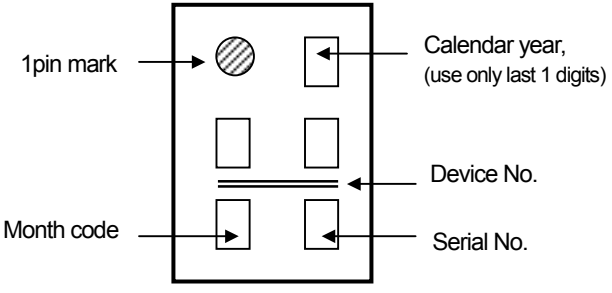
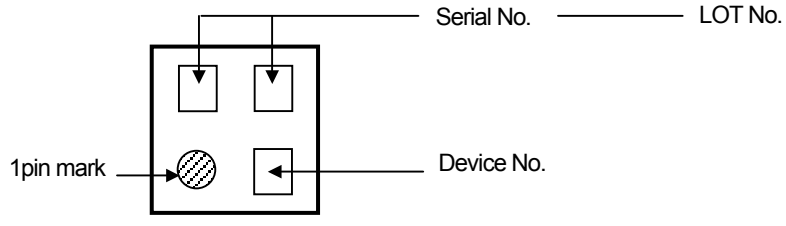
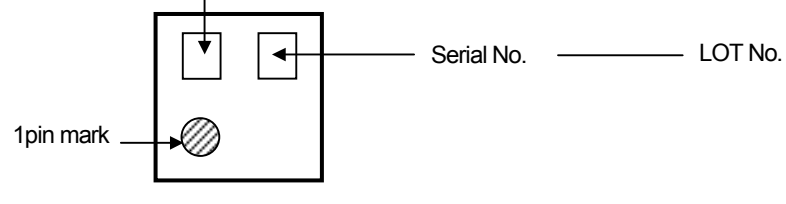
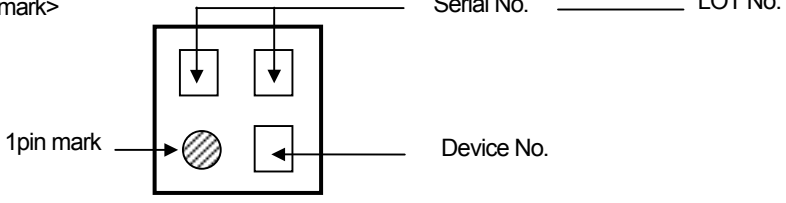
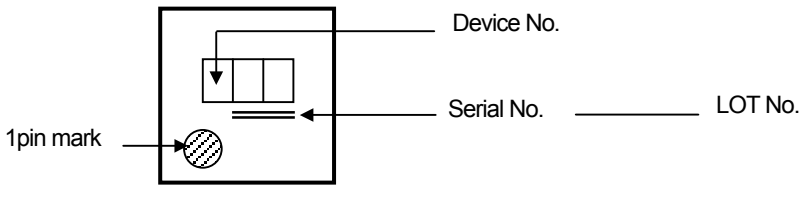


<Surface Mount Type>

Name	Number of pins	Mark Layout
SOP HSOP	8	<p>1pin mark</p> <p>Device name</p> <p>Device code</p> <p>Serial No.</p> <p>Calendar year, (use only last 1 digits)</p> <p>LOT No.</p>
	18 20 22 24 28 32 40	<p>1pin mark</p> <p>Device name</p> <p>JRC</p> <p>Logo</p> <p>Device code</p> <p>Serial No.</p> <p>Calendar year, (use only last 1 digits)</p> <p>Factory code</p> <p>LOT No.</p>
PLCC	28	<p>1pin mark</p> <p>Device name</p> <p>JRC</p> <p>Logo</p> <p>Serial No.</p> <p>Device code</p> <p>Calendar year, (use only last 1 digits)</p> <p>Factory code</p> <p>LOT No.</p>
QFP LQFP	32 44 48 52 56 64 80 100 144	<p>1pin mark</p> <p>Device name</p> <p>JRC</p> <p>Logo</p> <p>Device code</p> <p>Serial No.</p> <p>Calendar year, (use only last 1 digits)</p> <p>Factory code</p> <p>LOT No.</p>
QFL (QFN)	36	<p>1pin mark</p> <p>Device name</p> <p>Firmware code</p> <p>Device code</p> <p>Serial No.</p> <p>JRC</p> <p>Logo</p> <p>Calendar year, (use only last 1 digits)</p> <p>Factory code</p> <p>LOT No.</p>

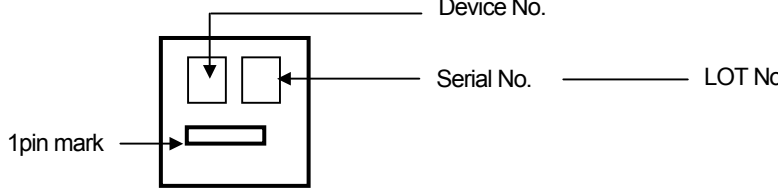
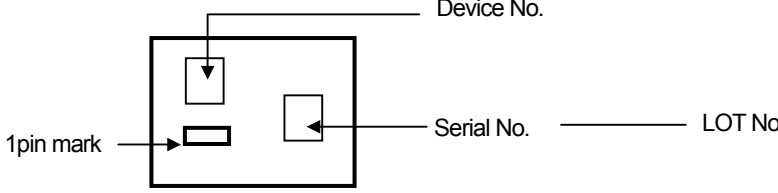
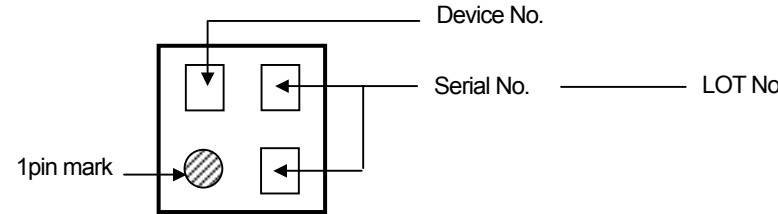
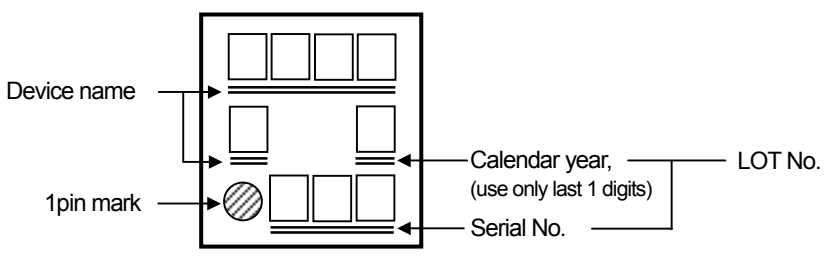
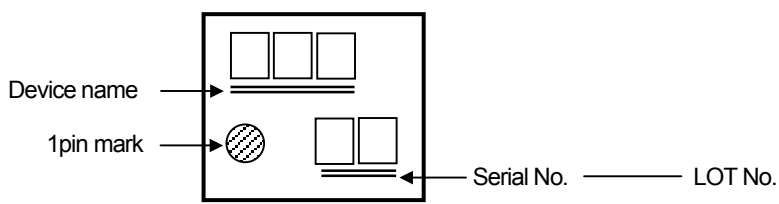
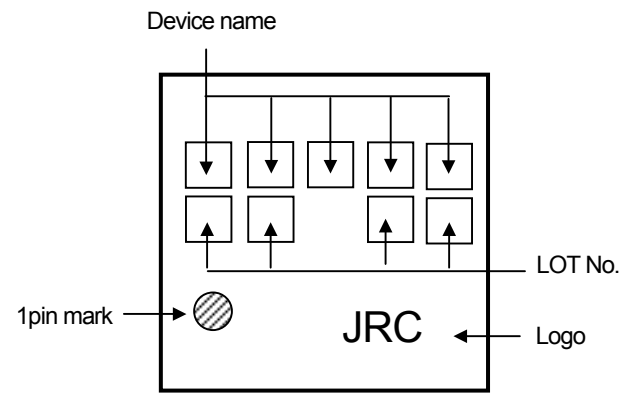
# STANDARD MARK LAYOUT

<Surface Mount Type>

Name	Number of pins	Mark Layout
SC-82AB SC-88A	4 5	 <p>1pin mark → [Hatched circle]</p> <p>← [Box] Calendar year, (use only last 1 digits)</p> <p>← [Box] Device No.</p> <p>← [Box] Serial No.</p> <p>Month code → [Box]</p>
FFP	12	 <p>1pin mark → [Hatched circle]</p> <p>← [Box] Device No.</p> <p>Serial No. ——— LOT No.</p>
	16	<p>&lt;Ink mark&gt;</p>  <p>1pin mark → [Hatched circle]</p> <p>← [Box] Device No.</p> <p>Serial No. ——— LOT No.</p> <p>&lt;Laser mark&gt;</p>  <p>1pin mark → [Hatched circle]</p> <p>← [Box] Device No.</p> <p>Serial No. ——— LOT No.</p>
	24 32	 <p>1pin mark → [Hatched circle]</p> <p>← [Box] Device No.</p> <p>Serial No. ——— LOT No.</p>

# STANDARD MARK LAYOUT

<Surface Mount Type>

Name	Number of pins	Mark Layout
EPFFP	4(X2)	 <p>Device No.</p> <p>Serial No.      LOT No.</p> <p>1pin mark</p>
	6(X2)	 <p>Device No.</p> <p>Serial No.      LOT No.</p> <p>1pin mark</p>
	6(A2)	 <p>Device No.</p> <p>Serial No.      LOT No.</p> <p>1pin mark</p>
	10(C4)	 <p>Device name</p> <p>1pin mark</p> <p>Calendar year, (use only last 1 digits)      LOT No.</p> <p>Serial No.</p>
EPCSP	10(B2)	 <p>Device name</p> <p>1pin mark</p> <p>Serial No.      LOT No.</p>
	32(L2)	 <p>Device name</p> <p>1pin mark</p> <p>LOT No.</p> <p>JRC      Logo</p>

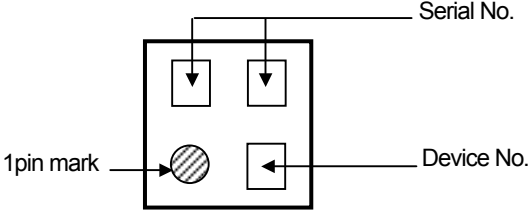
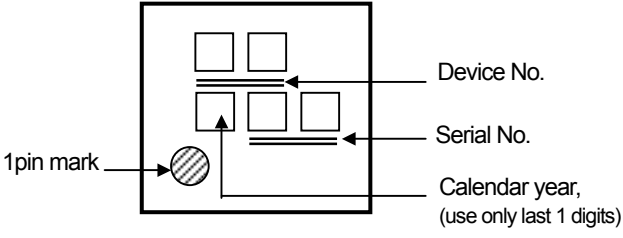
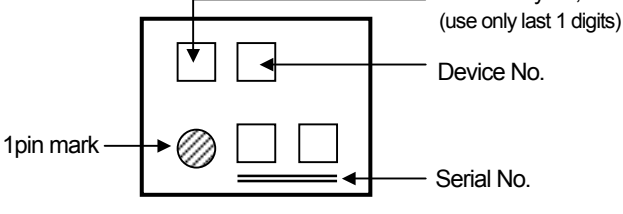
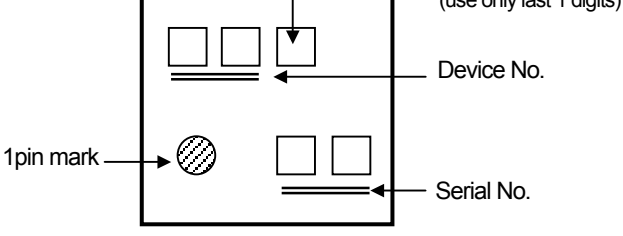
# STANDARD MARK LAYOUT

<Surface Mount Type>

Name	Number of pins	Mark Layout
PCSP	12(C3) 14(C3)	
	20(CC)	
	16(E4) 20(E3) 24(ED) 32(F7) 32(G3) 32(GD)	

# STANDARD MARK LAYOUT

<Surface Mount Type>

Name	Number of pins	Mark Layout
USB	6(A8) 8(B3) 8(B6)	
	6(D3)	
	10(C3)	
	12(E3)	
BCC	24 32 36	