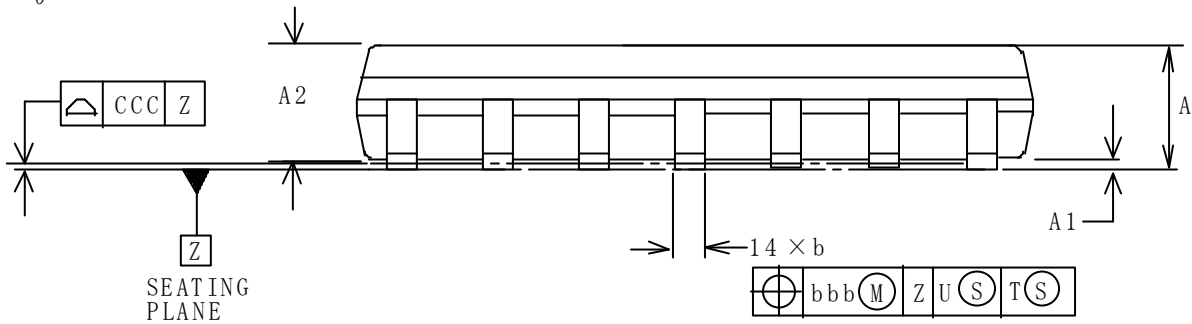
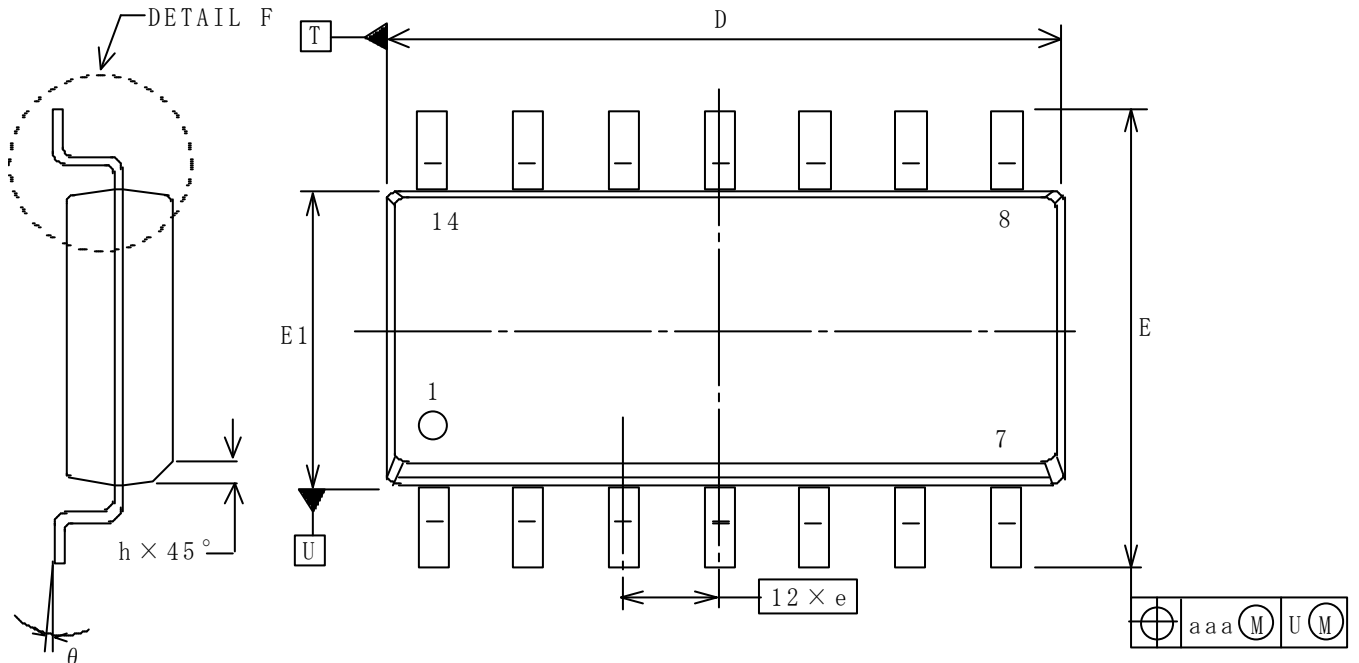
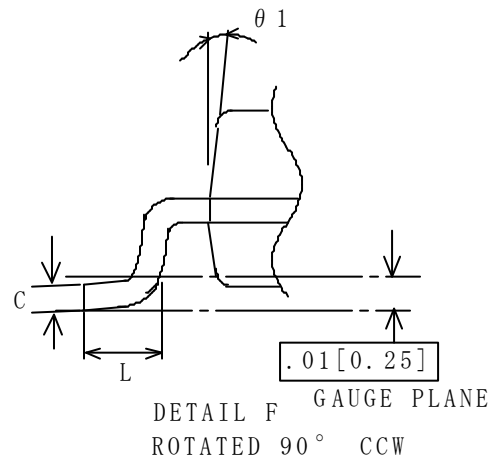


## SOP14



DESCRIPTION	SYMBOL	INCH		MILLIMETER			
		MIN	NCM	MAX	MIN	NCM	MAX
TOTAL THICKNESS	A	.053		.069	1.35		1.75
STAND OFF	A1	.004		.010	0.10		0.25
MOLD THICKNESS	A2	.049		-	1.25		-
LEAD WIDTH	b	.013		.020	0.33		0.51
L/F THICKNESS	C	.007		.010	0.19		0.25
BODY SIZE	D	.337		.344	8.55		8.75
	E1	.150		.157	3.80		4.00
	E	.228		.244	5.80		6.20
LEAD PITCH	e	.050 BSC		1.27 BSC			
	L	.016		.050	0.40		1.27
	h	.010		.020	0.25		0.50
	theta	0°		8°	0°		8°
	theta 1	5°		15°	5°		15°
LEAD EDGE OFFSET	aaa		.010		0.25		
LEAD OFFSET	bbb		.010		0.25		
COPLANARITY	CCC		.004		0.10		



UNIT :Inch / mm