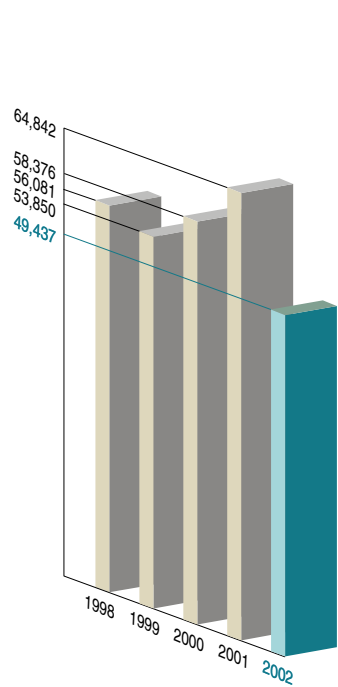


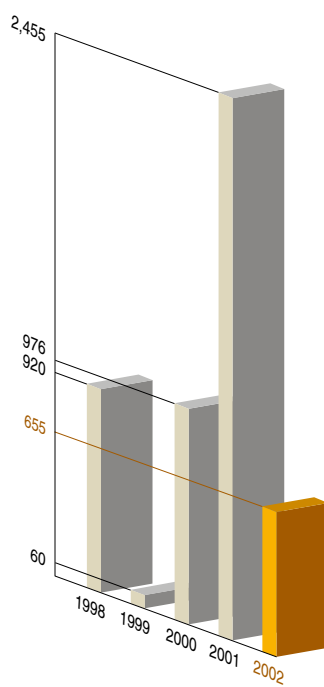
# Financial Highlights

	Millions of Yen		Thousands of U.S. Dollars
	2002	2001	2002
Net sales	¥ 49,437	¥ 64,842	\$ 371,009
Net income	655	2,455	4,916
	Yen		U.S. Dollars
Per share:			
Net income	¥ 16.75	¥ 62.78	\$ 0.13
Cash dividends	10.00	15.00	0.08
	Millions of Yen		Thousands of U.S. Dollars
Shareholders' equity	¥ 17,688	¥ 17,483	\$ 132,743
Total assets	56,874	65,500	426,822
Capital expenditure	3,471	6,805	26,049
Depreciation and amortization	4,925	5,264	36,961


Note: U.S. Dollar amounts are translated from Japanese Yen, for convenience only, at the rate of ¥133.25 = U.S.\$1.



**Net sales**  
(Millions of Yen)



**Net income**  
(Millions of Yen)



**Shareholders' equity**  
(Millions of Yen)